

# Persia Humanoid Robot Robocup2007

Shahram Jafari, Hossein Nezamabadi-pour, Mohammad-ali Nikouie Mahani, Ali Rashidi Moakhar, Moahammad Arabnezhad, Kave Noorae, Morteza Iranmanesh, S.Rasul Atae, S.Mehdi Alavi, Mohammad-taghi Amiri-Khorasani, Morteza Fadaee, Vahid Ostowar, Ruhallah Asadi Khanuki, Majid Noorani

**Shahid Bahonar University of Kerman, Kerman, Iran**  
**Shiraz University, Shiraz, Iran**  
**International Center for Science, High Technology and Environmental Science, Kerman, Iran**  
**Islamic Azad University, Kerman, Iran**

[www.kermanrobot.com](http://www.kermanrobot.com)

[info@kermanrobot.com](mailto:info@kermanrobot.com)

**Abstract:** In this paper technical description, design criteria and implementation of Persia robot system have been presented. The robot has been designed as part of our sustained program of simulation of human movements based on the functionality of the mechanism. The research has been focused on the similarities between and humanoid movements, as well as the vision. Using computer vision and Advanced Image processing techniques, the robot can detect and recognize the ball in the captured color image. We have implemented a rule-based inference system as an expert system to increase robot flexibility. In addition, Fuzzy controller has been used to control the stability of the robot.

## 1. Introduction

Intelligent robotics, as a frontier branch of AI, has been an active area of research for many years. Study of the cooperation between a camera and a robot started many years ago [1-2]. Since then, there have been numerous research projects conducted to study fast and reliable coordination between a camera and a robot [3-6].

The present research is an effort to devise an intelligent model for humanoid robotic perception and manipulation. As a detailed viewpoint, the major core of this research is to integrate different intelligent concepts to perform robotic coordination and manipulation to produce a working humanoid. The Persia team currently consists of students and researchers from different academic centers: Shahid Bahonar University of Kerman, Shiraz University and International Center for Science, High Technology and Environmental Science (HI-TECH). The team was formed in 2002. We participated in RoboCup 2005 Osaka, humanoid Kid Size competition by the name of Persia B team and in RoboCup 2006 Bremen, by the name of NICICO team.

Persia Research group follows a converged research program on development of a fully automated walking pair of legs for disables. Based on our previous prototypes and experiments [7], we have focused our research on development of a simple mechanism of movement of various part of the body with maximum similarity to that of human movements, and at a reasonably high speed. Our approach was analyzing sampled photographs of a human body while moving. Based on displacement of Center Of Mass (COM) of each part, and the body itself, we have developed a very flexible, parametric flowchart that can move the robot without engaging too much in dynamic equations. For the robust object detection, our vision system uses the shape information besides the color information of ball. However, the Persia team project includes many aspects of mechanics, electronics and software development.

The rest of the paper contains a summarized description of each component of the Persia. Hardware architecture is described in section two. Section three presents the proposed software structure. Finally a conclusion is given in section 4.

## 2. Hardware Architecture

Fig.1. shows our soccer robot, Persia. Persia includes motion mechanism, Shooting and dribbling mechanism. This is designed to have a multi-purpose capability. This robot is equipped with Industrial control board, omni-directional vision sensor, other balancing sensors, microcontroller boards, servo motors and etc. Fig. 2 shows picture of the robot.

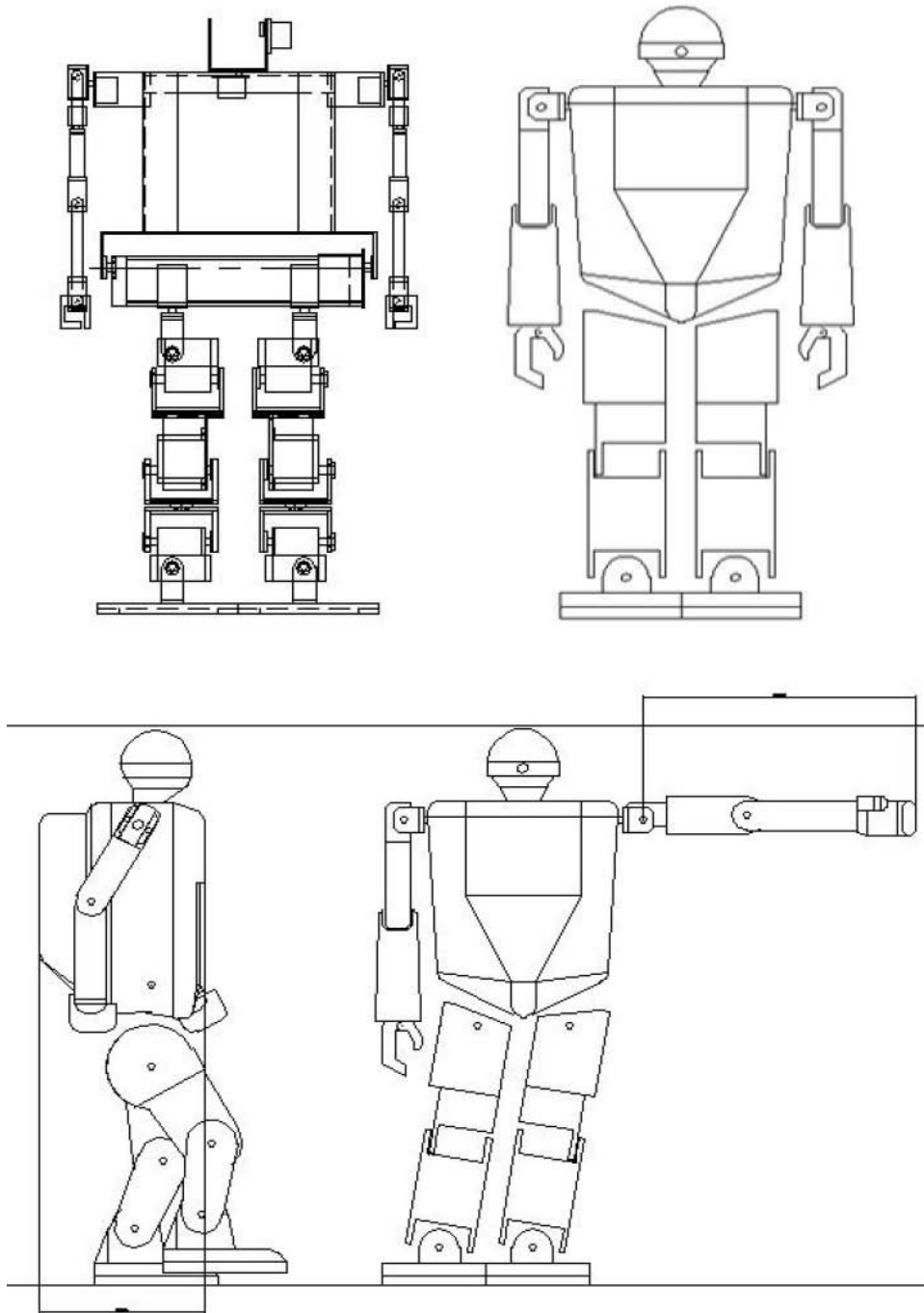



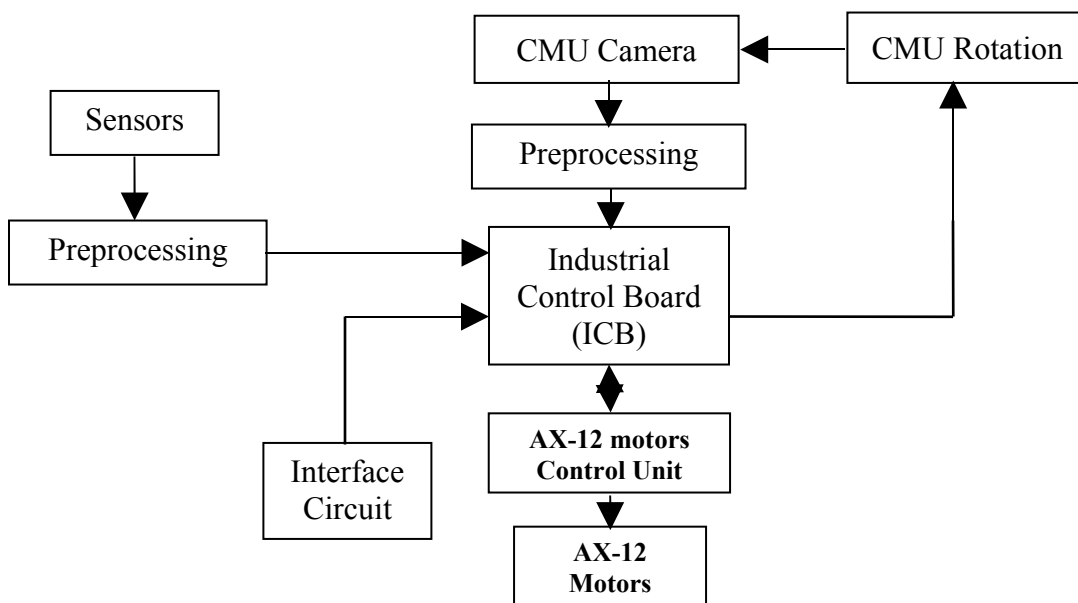
Fig.1. Draft of Persia design in different views



**Fig.2. Images of the robot in different positions**

## 2.1 Central Processing Unit

The central processing system of Persia is an industrial control board (ICB) to make the robot light and consume less power for image processing. Some of image processing procedure is done by CMU's processor. CMU is an advanced camera which has internal hardware image processing unit in order to simplify the task of main image processor which is inside the ICB. We selected SX & AVR microcontrollers as main processors of ICB. Total functions of the robot are controlled by ICB. Fig.3 shows the hardware interaction of Persia components.



**Fig.3. The Hardware interaction of Persia components.**

## 2.2 Microcontrollers [8]

The processing sensor's signal including CMU camera, decision making and ordering high level commands like "walk", "Turn left" or "shoot" are performed by central ICB. To achieve high level reliability we used two microcontrollers which control walking procedure. Input signals of these microcontrollers come from central processor unit and these small processors interpret the high level commands produced by central unit and generate suitable signals to move robot, control the position of COM to maintain stability and control the view angle of CMU camera. Preprocessing unit for sensors implemented by microcontroller too.

## 2.3 Actuators

With the aid of 19 servomotors, Persia moves smoothly, having 19 degrees of freedom. All servos, equipped with internal position and speed control, which are characterized for maximum torque and minimum weight and minimum size. The robot relies on AX-12 servo motors which have the following properties [12]:

1. Weight (g) 55.
2. Gear Reduction Ratio 1/254.
3. Input Voltage (V) 7V to 10V.
4. Final Max Holding Torque (kgf.cm) 12 to 16.5.
5. Sec/60degree 0.269 to 0.196.

Dynamixel AX-12 supported services: Precision Control, Compliance Driving, Feedback, Alarm System, Distributed Control, etc.

## 2.4 Vision

A CMU camera has been connected to the ICB directly. Detection of ball, goals and other markers are performed by interaction of CMU and ICB, developed by our own team. In this year we equipped our robot to "CMU cam2" which has a good characteristic and suitable for robotic applications. Some of manifest characteristics CMU cam2 are [9]:

- Track user defined color blobs at up to 50 Frames Per Second (frame rate depends on resolution and window size settings)
- Track motion using frame differencing at 26 Frames Per Second
- Up to 176 x 255 Resolution
- Find the centroid of any tracking data
- Gather mean color and variance data
- Gather a 28 bin histogram of each color channel
- Process Horizontally Edge Filtered Images

- Transfer a real-time binary bitmap of the tracked pixels

So we can have a real time image processing procedure using these utilities.

## **2.5 Power supply**

3.7 V cells, 4Ah batteries has been used for supplying ICB, microcontroller and combination of these cells used as the power supply of servo motors.

## **2.6 Specifications**

We can finalize the hardware specifications of Persia as follows:

Name of robot : Persia

Height (H) : 45 cm

Weight : about 2kg.

Hcom : 21 cm.

Sole : 11 \* 6 cm.

Arms streched horizontal : 49 cm.

Leg length : 23 cm.

Number of degrees of freedom (DOF) : 19

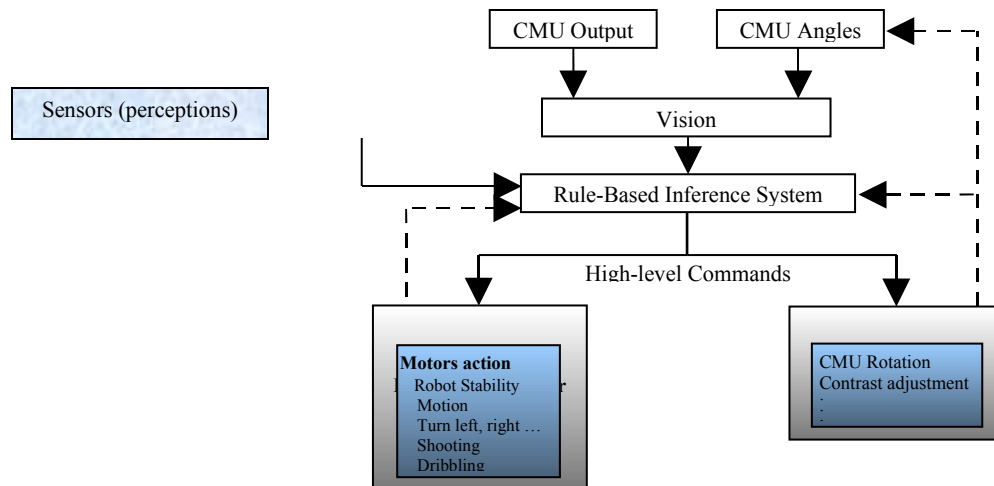
Actuators :19 Dynamixel AX-12 motors.

Processing board Controllers : AVR(Atmel), SX.

Manufacturer, model : Atmel, ATMega 128.

## **3. Software Architecture**

The software of Persia is divided into 4 task-oriented modules which are vision, rule-based inference system, (RBIS) behavior control and CMU controlling. Fig.4. shows the software relational Persia components. Fig.4. shows the software relation Persia components.



**Fig.4. The software relation of Persia components.**

### 3.1 Vision

The vision module receives two low level inputs which are the raw image from the robot's camera and state angles from the robot motor controllers of the heads. The output of vision module includes a list of relevant game field objects which recognized into the color image, and is transmitted to the rule-based interface system module. For each detected object an estimate of their camera-relative and robot-relative coordinates are provided. Some of image processing procedures are done by CMU camera. Therefore, this year our robot has drastic changes compared to Robocop 2005.

### 3.2 Rule-Based Inference System (RBIS)

In our previously developed robots [5-7], the position of each individual motor was directly determined by human experts so that the whole body of the robot move from one pose to another. Obviously, that was a tedious and time-consuming task for human because it needed many calculations. Also, the robot could only move to the pre-defined positions and was unable to choose a completely new pose. In other words, the sequence of movement was limited to those which have already been defined.

We are currently developing a new expert system to derive the new pose of the robot based on its initial position. The most important constraint is to keep the balance of the robot while changing its pose. In this method, human expert does not influence the decision mechanism. Instead, the expert system takes the responsibility of controlling the robot's pose.

RBIS module receives information from the vision, behavior control and CMU controller modules and process them using a set of rules. This module is the main section of software. We have tried to design RBIS as an advanced system using artificial intelligent (AI) and fuzzy techniques [10-11]. The proposed rules for RBIS have been turned by various experiences and they are independent of game field conditions. The output of this module is a set of high level commands that send to Behavior control and CMU controller modules. Some of high level commands which are produced by RBIS module are:

- *Go to ball with some orientation*
- *Shooting ball*
- *Turn camera's view angle with some orientation*

### 3.3 Behavior Control

This module receives information (high level commands) as a code from RBIS module and robot stability information from related sensors. Here, we have used a microcontroller. Total functions about Robot Behavior such as stability motors actions, shooting, dribbling, motion and etc are controlled in this section.

### 3.4 CMU Controller

Controlling of the CMU camera is performed by ICB. This module receives information from RBIS module and controls the camera's view angle. Also it is possible to adjust the contrast and other camera parameters in the same way.

## 4. Conclusions

The major achievement of this research can be summarized as A novel idea for automatic derivation of the new pose of the robot based on its initial position. In this paper, we present the details of Persia robot. We have implemented a rule-based inference system as an advanced system to increase robot flexibility and by the aid of CMU camera and its helpful internal image processing unit our main processor has less tasks to do, so total power consumption and weight are decreased; making the robot more stable and reliable as the result of our research. With respect to our pervious work, this year we prepare a more advanced robot.

## References

- [1] Y. Shirai, and H. Inoue, Guiding a robot by visual feedback in assembling tasks. *Pattern Recognition*. USA. 5: 99-108, 1973.
- [2] R. Nevatia, Machine Perception, Prentice-Hall: Englewood Cliffs, N.J, 1982.
- [3] S. Hutchinson, G. D. Hager and P. I. Corke, "A tutorial on visual servo control." *Robotics and Automation*, IEEE Transactions on 12(5): 651-670, 1996.
- [4] F.-Y Wang, "A Simple and Analytical Procedure for Calibrating Extrinsic Camera Parameters." *Robotics and Automation*, IEEE Transactions on 20(1): 121-124, 2004.
- [5] S. Jafari, and R. A. Jarvis, "Robotic eye-to-hand coordination: Implementing visual perception to object manipulation" published in the Int. Journal of Hybrid Intelligent Systems (IJHIS), special issue, ISSN: 1448-5869, IOS press, 2(4), pp. 269-293, Dec. 2005.
- [6] S. Jafari, and R. A. Jarvis, A Genetic Off-line Tuner for Robotic Humanoid Visual Perception. IEEE International Congress on Evolutionary Computation (CEC-2003).
- [7] H. Nezamabadi-pour, M. Iranmanesh, M. Alavi, M.Nikouie Mahani, S.R. Atae, H.H. Rezaei, M. Arabnezhad, P. Hosseini, "Persia B Team Description 2005 Robocup", The International Symposium and Competitions on Robocup, Osaka Japan, 2005.
- [8] <http://www.atmel.com/>
- [9] <http://www.cs.cmu.edu/~cmucam2/index.html>
- [10] J.S.R.Jang, C.T.Sun and E.Mizutani, Neuro-Fuzzy and soft computing, Prentic-Hall, 1997.
- [11] J.-S. R. Jang, "ANFIS: adaptive-network-based fuzzy inference system." *Systems, Man and Cybernetics*, IEEE Transactions on 23(3): 665-685, 1993.
- [12] <http://www.crustcrawler.com/products/AX12/index.php?prod=63>.